



Dunkin' Fresh Brew Inventory

Product	Quantity on Hand	
14 x 31 Double Face Illuminated Directional (Faces Only)	74	
74 x 42 Double Face Contour Pylon (Faces Only)	1 Set	

**97 x 55 Double Face
Contour Pylon (Faces
Only)**

4 Sets



**120 x 67 Double Face
Contour Pylon (Faces
Only)**







1 Set












**12 x 43 1/8 Adder
(Faces Only)**

2



<p>12 x 48 5/16 Adder (Faces Only)</p>	<p>4</p>	
<p>18 x 67 Adder (Faces Only)</p>	<p>6</p>	
<p>37 1/2 x 76 1/2 Double Face Stacked Layout (Faces Only)</p>	<p>12</p>	
<p>37 1/2 x 76 1/2 Double Face Stacked Layout w/ Drive Thru (Faces Only)</p>	<p>7</p>	
<p>51 1/2 x 111 3/4 Double Face Stacked Layout (Faces Only)</p>	<p>5</p>	
<p>51 1/2 x 111 3/4 Double Face Stacked Layout w/ Drive Thru (Faces Only)</p>	<p>6</p>	

<p>12" Dunkin' Donuts Building Sign (Faces Only)</p>	<p>2 Sets</p>	
<p>12" Dunkin' Donuts Building Sign (Complete Sign)</p>	<p>2 Sets</p>	
<p>15" Dunkin' Donuts Building Sign (Faces Only)</p>	<p>4 Sets</p>	
<p>18" Dunkin' Donuts Building Sign (Faces Only)</p>	<p>4 Sets</p>	
<p>18" Dunkin' Donuts Building Sign (Complete Sign)</p>	<p>3 Sets</p>	

		
21" Dunkin' Donuts Building Sign (Faces Only)	2 Sets	
21" Dunkin' Donuts Building Sign (Complete Sign)	3 Sets	
24" Dunkin' Donuts Building Sign (Faces Only)	2 Sets	

16" DD Logo Cup (Faces Only)

4



16" DD Logo Cup (Complete Sign)

4



20" DD Logo Cup (Faces Only)

2



**20" DD Logo Cup
(Complete Sign)**

3



**24" DD Logo Cup (Faces
Only)**

3



**24" DD Logo Cup
(Complete Sign)**

3



27" DD Logo Cup (Faces Only)

OUT OF STOCK



27" DD Logo Cup (Complete Sign)

4



34" DD Logo Cup (Faces Only)

3



**34" DD Logo Cup
(Complete Sign)**

OUT OF STOCK



**41" DD Logo Cup (Faces
Only)**

6



**41" DD Logo Cup
(Complete Sign)**

2



48" DD Logo Cup (Faces Only)

3



48" DD Logo Cup (Complete Sign)

2



55" DD Logo Cup (Faces Only)

2



**55" DD Logo Cup
(Complete Sign)**

OUT OF STOCK



**68" DD Logo Cup (Faces
Only)**

2



**68" DD Logo Cup
(Complete Sign)**

OUT OF STOCK



30" DD w/ Logo Cup
Building Sign (Faces
Only)




10





30" DD w/ Logo Cup
Building Sign
(Complete Sign)

2



		
<p>38" DD w/ Logo Cup Building Sign (Faces Only)</p>	<p>3</p>	
<p>38" DD w/ Logo Cup Building Sign (Complete Sign)</p>	<p>OUT OF STOCK</p>	

		
<p>45" DD w/ Logo Cup Building Sign (Faces Only)</p>	<p>3</p>	

**45" DD w/ Logo Cup
Building Sign
(Complete Sign)**





OUT OF STOCK



**65 x 37 DD w/ Logo
Cup Building Sign
(Faces Only)**

5



		 The Dunkin' Donuts logo, featuring the word "DUNKIN'" in orange and "DONUTS" in pink, both in a bold, rounded, sans-serif font with a white outline.
<p>65 x 37 DD w/ Logo Cup Building Sign (Complete Sign)</p>	<p>3</p>	   Three 3D perspective views of the building sign. The top image shows a white cup with a black outline, a white lid, and two black swirls of steam rising from it. The cup has the "DD" logo on its side. The background of the cup is split into orange and pink. The middle image shows the word "DUNKIN'" in orange, 3D block letters with white outlines. The bottom image shows the word "DONUTS" in pink, 3D block letters with white outlines.

72 x 43 DD w/ Logo
Cup Building Sign
(Faces Only)




3





72 x 43 DD w/ Logo
Cup Building Sign
(Complete Sign)

3



		
<p>94 x 54 DD w/ Logo Cup Building Sign (Faces Only)</p>	<p>4</p>	
<p>94 x 54 DD w/ Logo Cup Building Sign (Complete Sign)</p>	<p>3</p>	

		 <p>The top image shows a 3D illuminated sign with the word 'DUNKIN'' in orange and pink letters. The bottom image shows a 3D illuminated sign with the word 'DONUTS' in pink and orange letters.</p>
<p>40.03 x 23.426 Double Face Contour Stacked Blade (Faces Only)</p>	<p>1</p>	 <p>The image shows a 3D illuminated sign featuring a coffee cup with 'DD' on it, steam rising from the cup, and the 'DUNKIN' DONUTS' logo below. The sign is white with orange and pink accents.</p>

**51.75 x 29.25 Double
Face Contour Stacked
Blade (Faces Only)**




2






**76.3125 x 43.75 Double
Face Contour Stacked
Blade (Faces Only)**

2



<p>24 x 24 Single Face Wall Mount Medallion</p>	<p>3</p>	
<p>36 x 36 Single Face Wall Mount Medallion</p>	<p>7</p>	
<p>"Drive-Thru" Letters</p>	<p>4</p>	
<p>Height Detector – Pole Assembly</p>	<p>2</p>	

<p>44 x 12 Drive Thru Speaker Tower</p>	<p>4</p>	
<p>Way to Pay Sign Bracket</p>	<p>10</p>	
<p>Way to Pay Sign Panel</p>	<p>181</p>	
<p>Way to Pay Pole</p>	<p>4</p>	
<p>"Order Here" Letters</p>	<p>7</p>	
<p>Clearance Panel (Pill)</p>	<p>2</p>	
<p>Clearance Panel Crossbar Hanger</p>	<p>4</p>	
<p>Menu Board Polycarb 11-1/8 x 15-1/2 Clear</p>	<p>3</p>	

Menu Board Polycarb 14-3/4 x 35-3/8 Clear	1	
Menu Board Polycarb 50-1/2 x 34-3/16 Clear	5	
Canopy Pole (Drive Thru)	1	
Drive Thru Height Detector Pole	3	
Lg. Extender Backer Panel	6	
Sm. Extender Backer Panel	12	